


# MIDSTATE MIATA CLUB OF NY

## MIATA/MX-5 MEANDERINGS

Volume 6, Issue 9  
November  
2022



### President's Letter from Karen McKissock

**S**urprise, surprise! The season is hanging on longer than normal, and aren't we all loving it?! The temperatures are a gift and the turning foliage is just gorgeous this year. The sunshine on the red and golds is breathtaking. I usually hate this time of year but this year is an exception. I hope you are all taking advantage and getting some extra rides in. We can't ask for more!

So, our official season is wrapping up soon with our Holiday Party on December 4<sup>th</sup> and we have almost a full house so if you'd still like to attend *reach out quickly*. I'll accept text or email or the form on the end of this newsletter. It's going to be a fun event as usual. A reminder though, PLEASE contact me ASAP if you've registered and find out you cannot attend. That way if we

fill up I can offer your spots to someone else. Thank you.

But before I close out the official end of year's newsletter, I'd like to thank all of you for your continued enthusiasm, volunteerism, and friendship. I hope you have all made some new friends and travelled to some new locations... and eaten your fill of ice cream for this year. It has been my pleasure to act as your President for another year and want to extend a Happy Thanksgiving, Merry Christmas, Happy Hanukkah, and Kwanzaa to all of you.

Be safe and warm and find happiness in each day. Remember *Yesterday is history, tomorrow is a mystery, today is a gift....that's why it's called the present.*

*Always,  
Karen*

---

## WELCOME NEW MEMBERS!

---

### Welcome to the MidState Miata Club of New York!

WELCOME  
NEW MEMBERS

We have many drives planned each year, some with meals and ice cream. We ask all the new 2020, 2021, and 2022 members to keep your orange sticker on their ID badge for 2022 so the old hands can say, "Hi and Welcome to the Club!"

Name	City	Chapter	Car Year	Color of Car
Bill Smith	Rush	Rochester	1995	Red

Thank you, Darius Kasinskas, for recreating the Club logos. It is easy to change their size without losing their resolution. I think they look great. Well done, Darius!

If you are ordering apparel from Lands' End through the Club's website, you should use our logo that they have on file. Lands' End has optimized it for embroidery work. There are directions on ordering pins using the current artwork. They have optimized it for that purpose. The Club link to Lands' End and pins is [here](#).

The new logos are available for your use by clicking on the link above the images below. The .png file is 507 x 368 pixels, not resizable to a larger size without losing definition, and is approximately 50 - 60 KB in size. If you would like a different size, just let me know.


Darius [miata@kasinskas.com](mailto:miata@kasinskas.com) is happy to help with specific questions.

Please send your resizing requests to my email, which is, [John.N.Amon@gmail.com](mailto:John.N.Amon@gmail.com).

[Link](#) to the black logo



[Link](#) to the white logo



---

## FUTURE EVENTS

---

### Sunday, December 4, Midstate Miata/MX-5 Club's Annual Holiday Party

Event Coordinator – Karen McKissock, Rochester Chapter

Reservations are required beginning **October 1** and before midnight, **October 30**

#### Midstate Miata/MX-5 Club's Annual Holiday Party

[Springside Inn's, The Point at Sand Beach](#)

11:30 am registration; 12:00 noon cocktails and holiday cheer; 12:30 pm brunch

Holiday party time is FINALLY BACK!! We will be having a beautiful Holiday Brunch at the [Springside Inn's "The Point at Sand Beach"](#) facility located at 2924 Sand Beach Rd., Auburn, N.Y. This year the Club has decided to pay the full cost of the brunch and desserts for members that will be attending. There will be a cash bar available. There is a maximum capacity of 80 guests so we will number registrations as they arrive. We will number and hold any received after 80 are received and after the cut off date to be used in case anyone that has registered has to drop out.

We will be making donations to an area charity. If you would like to participate please bring an **unwrapped** toy or other gift for a child up to 12 years of age.



We will also continue our tradition...a White Elephant gift exchange which we started several years ago. To participate, bring a wrapped gift valued under \$10 (new, used, gag or anything else) to exchange. It has been a lot of fun and generates a lot of conversation and joking.

Also returning will be the Ugly Christmas Sweater contest. Let's kick it up a notch this year and see how over the top we can go. Lot's of fun and makes for great conversation!!!

**RESERVATIONS WILL BE ACCEPTED NO SOONER THAN OCTOBER 1<sup>ST</sup>**  
**AND NO LATER THAN OCTOBER 30<sup>TH</sup>**

***Should you need to cancel your reservation, please contact Karen ASAP so we can let other members attend. Karen can be reached at [kmckiss1948@gmail.com](mailto:kmckiss1948@gmail.com) or 585-820-6010. Thank you.***

Do you have any questions? Karen will answer them.

There are several rooms available upon request if you would like to spend Saturday or Sunday night. Call the Springside at 315-252-7247 or visit their [website](#) for room reservations.

**Please send the form on the next page when registering.**

### UGLY SWEATER PARTY



-----cut here-----cut here-----

## Reservation for the 2022 Midstate Miata/MX-5 Club Holiday Party

To register please mail this form no sooner that October 1<sup>st</sup> and no later than October 30<sup>th</sup> to:

**Karen McKissock 121 Cranbrook Terrace Webster NY 14580**

Name (s) \_\_\_\_\_

Number attending \_\_\_\_\_ Date sent \_\_\_\_\_

Date received \_\_\_\_\_ <— This field will be filled in by Karen upon receipt.

-----cut here-----cut here-----

P.S. There will be few Miata/MX-5s in attendance, but lots of Miata/MX-5 people!

Register with Karen at [kmckiss1948@gmail.com](mailto:kmckiss1948@gmail.com) or 585-820-6010 and your Area Representative.

---

## POST EVENT REPORTS

---

### Sunday, October 2, Bill Hodge Memorial Road Rally

Event Coordinator – Dale and Cathy Nagel, Syracuse Chapter

Seven teams set out on Sunday afternoon, October 2<sup>nd</sup> for the 2022 running of the Bill Hodge Memorial Road Rally. The teams went for a scenic drive through farm country between Owasco and Cayuga Lakes.



All managed to find their way to the finish at Prison City Brewery in Auburn. The winning team was Lee Maddy and Linda Murphy. Linda was standing in for her sister, Miriam White. Lee has been a many time participant in the event and now gets his name added to the coveted trophy for the first time.



The lucky second place team was Ray and Sue Mosher.

All participants enjoyed the food, libations and, mostly importantly, the comradery at the finish. Hope to see more participants at next year's running.

More images are [here](#).

Contact Dale & Cathy at [dalen262@aol.com](mailto:dalen262@aol.com) or 315-677-9342, 315-706-8015, or 315-256-1138 and your Area Representative.



## Saturday, October 8, Fall Binghamton Area Picnic

Event Coordinator – Dave & Anita Van Winkle, Binghamton Chapter

Anitas and Dave Van Winkle did a great job putting together the Binghamton Chapter of the Mid-State Miata Club of NY Fall picnic. A very special thanks to all who brought all that GREAT food, and oh, the deserts. Thank you ladies. Thank you!!!

Sorry that Bob & Jo Gingell were not able to make it, you were missed!

PS: Bob, Randy and I ate your deserts! Del

Thanks to all who attended the Miata Club local picnic Saturday. Great food and desert, and a very nice time was had by all. A special shout out to Bob Gingell, a Club member and good friend, who took a bad fall this past week. Hope you are feeling better soon Bob, we know Jo will be taking very good care of you.

Report submitted by Del Austin.

More photos are [here](#).

Contact Dave & Anita at [dvanwinkle48@yahoo.com](mailto:dvanwinkle48@yahoo.com) or 607-338-7777 and your Area Representative.

---



## Wednesday, October 12, Sprague's Maple Farms with the Niagara Miata Club

Event Coordinator – Chuck Rischenole, Rochester Chapter



It was a day for top-up or top-down with the heater on or heated seats on, as seven cars from the Rochester Chapter and one car from the Syracuse Chapter journeyed to meet up with the Niagara Club for their annual ride to Sprague's Maple Farm Restaurant in Portville. It was a record-breaking day as 28 cars traveled in one caravan to their destination without mishaps. (no, that is not a misprint, there were **28 cars**)

The meal, as always, was exceptional, with a choice of either breakfast or lunch items and an opportunity to sit with some Niagara Club members to hear about how they founded their

Club 30-plus years ago and the activities they had this season. So get out those 2023 calendars and circle the 2nd Wednesday for next year.

After pictures and saying goodbyes to our hosts, it was time for us to head home and to keep the drivers busy on some new fun roads with hills, twists, dips, and curves to our final destination at Colby's for our last ice cream stop of the season.

More images and videos [here](#).

Contact Chuck at [candgr@gmail.com](mailto:candgr@gmail.com) or 585-223-7586 or 585-704-9940 and your Area Representative.

---

## Sunday, October 23, Autumn Adventure Train Ride

Event Coordinator – Nancy and Bill Lowe, Rochester Chapter

Watch for the report in the December newsletter.

Contact Nancy at [nanlowe53@gmail.com](mailto:nanlowe53@gmail.com) or 585-305-4410 and your Area Representative.

.....



**TECHNICAL TIPS – “Wench With A Wrench”  
By Gail Wagner – Midstate Miata Club of NY**



I'll see you in the spring. Stay warm and stay well through the winter!

Please be sure to check out my past tech and info columns on our Club [website](#).  
Remember: Take care of your Miata/MX-5 and it will take care of you!

*Zoom-Zoom Safely  
Gail*

---

**MEMBER STORY**

---

Interested in telling your story? I know that there are many great stories out there!  
Send it along to me, John Amon, at [John.N.Amon@gmail.com](mailto:John.N.Amon@gmail.com)

---

## ***Miata/MX-5 & Miata/MX-5 ITEMS WANTED & FOR SALE***

---

If you have a Miata/MX-5 item for sale or wanted a Miata/MX-5 item and would like it to be in our newsletter, please send me the information. [John.N.Amon@gmail.com](mailto:John.N.Amon@gmail.com). If you would like the item to be on the website, please also send Lee Maddy the information. [mrmiataman@yahoo.com](mailto:mrmiataman@yahoo.com). Include a heading, description, your name and contact information (phone, email, address maybe), maybe the price, and a photo or two.

---

### **FOR SALE**

#### **Club Frequency Radio**

\$50 Complete with radio, charger, & headset



Contact Chuck Rischenole if interested at [candgr@gmail.com](mailto:candgr@gmail.com)



## FOR SALE

### NC Winter Tires on Rims For Sale

#### Wheel Specs:

- 16 x 7 Sport Edition F10 Silver Painted rims, 2011 retailed at \$340 for 4 wheels before tax

#### Tire Specs:

- 205/50R-16 Michelin X-Ice Xi3 XL (Qty:4)
- Size: 205/50-16
- Purchased in 2017
- Mileage: 18,000
- The taller side wall works well in the winter in the snow.

Price: **\$400** for the set of four (4) wheels and tires.



Contact Nancy Lowe if interested at 585-305-4410 or [nanlowe53@gmail.com](mailto:nanlowe53@gmail.com)

## Pedal Extensions FOR SALE

Have you ever wondered how to best position yourself in your car? These guidelines apply to Miatas/MX-5s. The guidelines also apply to everything you drive. You will want to be comfortable while still having good leverage and movement to control the car in an emergency.

**Seat lower in the car.** Lower your seat as much as you can. Doing this will encourage you to look farther down the road. The farther down the road you look, the sooner you will see things happening. You will have more time, and you will have more time to react to them. Always a good thing. If you are short, you may not want to lower the seat all the way. But you will likely want your seat to be lower in the car.

**Adjust for pedals.** Slide your derrière back into the seat as much as you can. Put your right foot UNDER the brake pedal and on the floor. Yes, you don't drive this way. This process is only to help you adjust your seating position. Slide the seat forward and backward to find a position where your knee is bent but not pressing hard into the seat cushion. You never want to stretch to reach the brake peddle!

**Adjust for steering.** Notice if your steering wheel extends and retracts and raises and lowers. I believe that this was an option for NCs and standard equipment for NDs. Begin with your derrière back into the seat and your shoulders touching the back of the seat. Put your arms straight out and over the top edge of the steering wheel. Be sure your shoulders stay against the back of the seat. Adjust the back of the seat so that you can bend your wrist down over the steering wheel. If your steering wheel is adjustable, you can adjust it while moving your seat back.

**Hands.** You want to hold the steering wheel with your hands at 9 and 3. When correctly holding the steering wheel, you will notice a nice bend at the elbows, something more than 90 degrees and less than 130 degrees. If not, then go back and repeat step 3 as necessary. Remember, do not grip the wheel tightly. Position your hands at 9 and 3, and your thumbs over the top of the horizontal spokes of the steering wheel. Check that your chest is 10 inches or more from the steering wheel. This distance is what is recommended by the National Highway Traffic Safety Administration.

**Adjust Mirrors.** If you do nothing else on this list, adjust your mirrors! The AARP Smart Driver Course recommends this setting. Adjust your rearview mirror. You are in a different position in the car now. With your head against the left window, adjust the left side view mirror so that you can NOT see the side of your car. Leaning right, with your head over the center console, and adjust the right side view mirror so that you can NOT see the side of your car. You will notice that you can see a car behind you in only one of your mirrors. As they move forward to pass you, they will disappear from your rearview mirror and appear in your side view mirror. Doing this will eliminate the dreaded blind spot.

***Now, go for a drive!*** You will initially feel as if you are too close to the steering wheel. Give it some time. Soon you will notice you have better control and are more comfortable driving.

John Amon, editor

After doing this, you may need an extension for the clutch peddle. Chuck Rischenole reports that Goodwin Racing offers a clutch pedal extension that he has had good experiences with in all his Miatas. It extends the pedal 2 inches. He has had versions for all three of his Miata's/MX-5s.

[NA & NB](#), 1990 - 2005, part number 61-2972, priced at \$84, free shipping in the lower 48 states.

[NC](#), 2006 - 2015, part number 61-2790, priced at \$84, free shipping in the lower 48 states.

[ND & Fiat 124](#), 2016 - 2022, part number 61-2973, priced at \$84, free shipping in the lower 48 states.

---

## LEADERSHIP TEAM

---

President	Karen McKissock	585-820-6010	<a href="mailto:kmckiss1948@gmail.com">kmckiss1948@gmail.com</a>
Vice President	Ray Mosher	315-935-6281	<a href="mailto:mosherrskL@yahoo.com">mosherrskL@yahoo.com</a>
Treasurer	Bev Wike	607-761-3483	<a href="mailto:bkwike@stny.rr.com">bkwike@stny.rr.com</a>
Secretary	Miriam White	315-637-0472	<a href="mailto:white.miriam@yahoo.com">white.miriam@yahoo.com</a>
Past President	Ray Mosher	315-935-6281	<a href="mailto:mosherrskL@yahoo.com">mosherrskL@yahoo.com</a>
Membership/Historian	Bob Sabella	315-463-9643	<a href="mailto:rsabella@twcnny.rr.com">rsabella@twcnny.rr.com</a>
Activities Chair	Jay Cartini	315-676-4776	<a href="mailto:JPCartini@aol.com">JPCartini@aol.com</a>
Webmaster	Lee Maddy	315-637-0472	<a href="mailto:mrmiataman@yahoo.com">mrmiataman@yahoo.com</a>
Facebook Administrator	Elisha Kasinskas	585-737-5225	<a href="mailto:ekasinskas@hotmail.com">ekasinskas@hotmail.com</a>
Area Rep / Syracuse	Dale Nagel	315-677-9342	<a href="mailto:dalen262@aol.com">dalen262@aol.com</a>
Are Rep / Rochester	David King	585-377-6461	<a href="mailto:doeskygato@aol.com">doeskygato@aol.com</a>
Area Rep / Binghamton	Barb Hunsinger	607-785-5459	<a href="mailto:bhunsin928@aol.com">bhunsin928@aol.com</a>
Area Rep / Ithaca	Gail Wagner	607-257-7445	<a href="mailto:gwtr3red@gmail.com">gwtr3red@gmail.com</a>
Newsletter	John Amon	585-617-4334	<a href="mailto:John.N.Amon@gmail.com">John.N.Amon@gmail.com</a>
Sunshine Club	Christine O'Neill	585-880-6880	<a href="mailto:coneill1965@gmail.com">coneill1965@gmail.com</a>



---

## CLUB INFORMATION

---

**Ice Cream Nights:** The schedule for all four Chapters' Ice Cream nights is on this [shared spreadsheet](#). Same file each month, but updated.

**Website:** Our Club has a [website](#) that most of you know about. It now works well on your phone too!

**Facebook:** Our Club is also on [Facebook](#). Members' posts are here. There are new posts almost every day!

**Maps:** Every wonder where Club members live? Check out this [map](#). And ... [Syracuse](#) [Rochester](#) [Binghamton](#) [Ithaca](#)

**Favorite Car Shops, Part Stores, Service Centers, and Stuff.** More information is [here](#).

**Deadlines:** Submissions for the newsletter are due to the newsletter editor on the twenty-fourth, 24th, of each month. [John.N.Amon@gmail.com](mailto:John.N.Amon@gmail.com)

**Events:** When advertising your event, include details. Write it as an ad, remember date and rain date if applicable, meeting location and time, the distance of the drive, and maybe a photo. It does not need to be long but should include everything to encourage participation!

**Flyer:** You can print the [Club Flyer](#), the trifold with Club information and an application form.

**Registration:** To help streamline communications for gathering the list of who is attending our events, we will require members to contact the **Event Coordinator directly AND copy your Area Representative** to help them plan for caravans from your area. You will only need to respond if you are planning to attend, but if you need to cancel last minute, you still need to let both parties know so they don't hold up the ride waiting for you. Please pay close attention to the contact information and **deadlines**. When an accurate or advanced headcount is required, please do not just show up for an event. Register ahead of time with the event coordinator and your Area Representative.

**Guest Waiver:** Here is the [guest waiver form](#). If you are going to bring a guest, then you must print, complete, and give it to the Area Representative or Event Coordinator.

**Rules:** [Caravan Rules](#) to consider before the event. Sunscreen, sunglasses, hat, or visor are recommended. Make sure that your gas tank is full and your bladder is empty.

**Reports:** When writing the after-event report, try to include what people enjoyed. Everyone enjoys hearing about the people and people in or next to their Miata/MX-5s.

**Hosting Events:** Would you like to host an event, but not sure where to start? We have written this guide and will have mentors who will help you. [This link](#) will take you to the document, "Beginners Guide to Route Planning." For the more experienced people, there is a shorter checklist at this [link](#).

Date	Event	Coordinators
December 4	Annual Holiday Party, <b>Registration Required</b>	Karen McKissock

What is a QR code?

It is an abbreviation for Quick Response Code, and it is just a super barcode. Barcodes have been around since 1948. QR codes have been around since 1994, five years AFTER Miatas were available in the US.

Bar codes scan horizontally, while QR codes scan both horizontally and vertically. That allows them to have more than 100 times as much information in QR codes as in bar codes.

You can use QR codes for many purposes, including; advertising (connecting consumers to a brand's website or discounts), E-payments (particularly in China, thanks to WeChat), joining WiFi networks without having to enter passwords, providing more information about exhibits at museums, and on gravestones to let people know more about the deceased!


In the case of the QR codes below, they will take you to the website described below the code.

Using the QR code is simple. First, all your devices are up to date with the latest software. Right? If not, do that now!


On iOS (Apple iPhones and iPads), open your camera app and point the phone at the QR code as if you were going to take a picture of the code, but do not take a picture. After a moment, you will see yellow corners around the QR code, and a window will open. Next, you to touch that window to go to the website.

On Android OS (Google phones and tablets), open your camera app and point the phone at the QR code as if you were going to take a picture of the code, but do not take a picture. After a moment, you may see yellow corners around the QR code, and a window will open. Next, you to touch that window to go to the website. Depending on your phone, you may have the Google Lens app installed. If you do not have Google Lens, you can install it. It will scan QR codes and so much more. Google Lens lets you search what you see, get things done faster, and understand the world around you using just your camera or a photo. Or you can search for other apps that will scan QR codes and install one. [Here](#) are some options.


On a flip phone, sorry, it will not work. Maybe it is time to upgrade. The gift-giving season is coming, after all!




QR Code for  
Club Webpage



QR Code for  
Club Facebook



QR Code for  
Club YouTube



QR Code for  
Ice Cream Schedule